

## The President's Message

*Kathi Runyan,  
BCQG President*



## President's Message

I'm always talking about the talent and skills of the members of the Guild. That was never more apparent than at our March meeting with the Legacy of Quilting program put on by our own Linda Davis. It was so interesting to learn about her beginnings with quilting and sewing. What a treat to see some of her early vs. current work as well as those of her ancestors. I really enjoyed that program and hope that everyone there did too.

I'm looking forward to my next retreat, our Guild event at Sunset Retreat coming up on April 7-10. I really enjoy my time there.

The planning stages of the North Texas Sewing and Quilt Expo are in full swing with registration for quilts opening soon. Items for the boutique are being made for donating and we look forward to lots of mini quilts to sell at the Expo. This is the sole money-making event for our Guild each year. While it's exciting to visit the show, check out the vendors and take new classes. It is our opportunity to shine as ambassadors of Bear Creek. I hope everyone can participate in some fashion as a volunteer or committee chair for the Expo team. I'm working closely with the volunteer committee this year and will be hoping that many of you can sign up to help with the events each day.

I'm wishing everyone a spring of creativity in the coming months!

Kathi Runyan

### New Meeting Location and Time

**Bessie Mitchell House  
411 Ball Street  
Grapevine  
Texas 76051**

Guild meetings begin with  
social time from 6:30-7:00.  
Meetings start at 7:00.



## Program

Aleta Mayrose  
1st VP Program, Program/  
Workshop Director

### March Program



Our March Guild meeting with Linda Davis giving "A Quilter's Legacy" lecture with many beautiful quilts was fantastic! Hope you were able to join us.

### March Guild Meeting Presenter



### April

Our next Guild meeting is April 19, 2022 and our speaker is David Owen Hastings from Washington. He will do a lecture by Zoom titled Exploring Nature with Paper & Stitch which will be Zoomed at the Bessie Mitchell House in the Botanical Gardens Tuesday night. Or, you can zoom in from your home. His workshop, Stitched Paper Collage, will be Wednesday, April 20, 2022 by zoom from Noon to 3:00pm. This will be a little different than our "standard" quilting. You can check him out on his website:

[davidowenhastings.com](http://davidowenhastings.com).

I will be sending out more information for those who have signed up and paid for the workshop. You have to be signed up and paid because I need to send a list of participants to David and he'll send out the zoom link to those people. Each person will be zooming this workshop through their own zoom at their home (or gather with a friend!) Please call, text or email me to sign up. **I'll need to have payment (\$10.00 for guild members) by early April.**

**\*\*\*More info on pages 14-16**

### May

Exciting news for our **May** meeting! Jerriann @ Annie McHug has agreed to do a workshop along with her lecture, Picture Window Reverse Applique for us! Wahoo! Several people have asked for her Picture Window Dresden Tool workshop and that's what she's agreed to do. Sign up on the signup sheet or call me and I'll get your name on the list. I'm not sure of the limit of attendees yet so get your name on the list early! We have decided to reduce the **cost for members to -0-** because we have to buy the Dresden tool for the workshop. The tool is regularly \$44.00 but she will have them for sale at the workshop for \$40.00. And, we have a **workshop space!** It will **be at 6709 Meadow Crest Dr, NRH, TX**. This is in the building labeled Tex-Inspect which is located just a block east of Ruff Snow and about 3 or 4 blocks north of 820. Thank You Sandra Hardin for finding this place!

### June

June is our Pot Luck meeting along with voting on our Scrap Color Challenge. I hope you're working on your project! If you need a color just call, text or email me. Win the **BIG PRIZE MONEY!**



# NTQF Show Calendar



**Event Dates** – Thursday, Friday, and Saturday, August 18, 19, & 20, 2022

**Event Location** – Irving Convention Center at Las Colinas, 500 West Las Colinas Boulevard, Irving, TX 75039

**Quilt Entry/Registration (online only)** – Begins 4/1/22; Ends 6/5/22

**Registration for Expo Classes and Workshops** – mid-May

**Quilt Check-In/Drop Off** - Sunday, August 14, 12:00 – 4:00 pm at Irving Convention Center

**Quilt Pick Up** - Saturday, August 20, 5:45 pm – 7:00 pm

## Quilt Entry Requirements

All entries, photos and fees must be submitted online at [NorthTexasQuiltFestival.com](http://NorthTexasQuiltFestival.com).

If assistance is needed, please contact your guild NTQF representative or quilt show chair.

A separate entry with the non-refundable entry fee is required for each quilt entered in the show. The entry fee is \$25 for a host guild member and \$40 for non-members.

Host guilds include: Bear Creek Quilt Guild, Fort Worth Modern Quilt Guild, Fort Worth Quilt Guild, Irving Quilt Guild, Quilters' Guild of Arlington, Trinity Valley Quilters' Guild.

Each entry must include a color photo of your quilt. A “work-in-progress” photo is acceptable as long as the quilt is recognizable, although a pattern photo is not.

All quilts entered must have been completed within the last five years (2017-2022).

If an entry is withdrawn after July 15 or is not submitted at quilt check-in for the show, the entrant may not be allowed to submit an entry for the next North Texas Quilt Festival.

All entries must be brought in person on the drop off date. No entries will be accepted or returned by mail.

## General Information

Quilts must remain on display for the entire festival and must be clean, in good condition, free of animal hair and smoke.

Quilts will be accepted in the order registered with total number of entries limited per the site and participating guild. Each entrant may only enter three (3) quilts with no more than two (2) per category. Please specify order of preference for each entry.

Quilt width must be 96” or less due to site limitations. Quilts wider than 96” **WILL NOT** be accepted.

Quilts over 90” in height have special sleeve requirements. Please see the sleeve requirements in the Quilt Preparation section.

The Show Committee reserves the right to refuse any entry that it deems inappropriate or that does not meet the requirements.

Quilts will be placed in size categories by the Show Committee based on the total entries received.

Entrants are responsible for their own insurance on all items. The completed Entry Form releases North Texas Quilt Festival and Original Sewing & Quilt Expo, its officers, agents and volunteers from all liability.

Ribbons and Awards will be given at the discretion of the Judges and Show Committee to winning quilts.



## NTQF Show Calendar (cont.)

### Definitions

**Quilt Maker** - NTQF defines the MAKER as the person who made the quilt top. The quilt-top MAKER'S status determines whether a quilt belongs in the Artisan Division or the Master Division. The status of the person who did the quilting plays no part in the Maker's status as Artisan or Master.

**Artisan Division** – If **all** of the following statements are true you may enter in the Artisan Division:

I have never classified as a Master in the past.

I have never engaged in a quilt event or activity for monetary profit (more than \$2,000 in a year). i.e., I have never formally taught quilting, quilt-related or wearable arts techniques.

I have not published a pattern or book on quilt-related techniques within the last 5 years.

**Master Division** – If **any** of the following statements are true you must enter under the Master Division:

I have been classified as a Master in the past.

I have engaged in a quilt event or activity for monetary profit (more than \$2,000 in a year). i.e., I have formally taught quilting, quilt-related or wearable arts techniques, or quilted professionally.

I have published a pattern or book on quilt-related techniques within the last 5 years.

I have won a Best of Show and/or lifetime total of two First Place Ribbons, or a combination of, in any quilt show including the NTQF.

**One-Person Quilt** – Only one person did the entire construction of the quilt. The quilt was pieced or appliqued, hand or machine quilted and bound by only one person.

**Two-Person Quilt** – A quilt to which two people contributed work. If someone else did any of the piecing, quilting or binding on a quilt, it automatically belongs in a Two-Person Category.

**Group Quilt** – A quilt to which three or more people contributed work. If three or more people were involved in the piecing, quilting or binding of a quilt, it belongs in a Group Quilt Category.

**Quilting** – All quilts must be hand or machine-quilted. No tied or tacked quilts are allowed with the exception of Crazy Quilts, which may be tied.

The full explanation of the division and categories is available on the Guild website and also when you enter a quilt. If you would like a copy, please contact Kay Thomas at [catlady311@yahoo.com](mailto:catlady311@yahoo.com).

At the time of the article, the link for entries is not available. I will send out a message when it is open.

## Membership

Michelle Lewis

Membership Committee Chair



Membership at the March 15, 2022 Guild Meeting

Attending: 34

Zoom: 5

Visitors: 2

New Member: 1

New Member:

Tesa Alcendor

3701 Grapevine Mills Pkwy

Apt. 1328

Grapevine, TX 76051

405-609-9252

[shontesajones@gmail.com](mailto:shontesajones@gmail.com)

The Guild Directories will be available at the April 19<sup>th</sup> Meeting. The Password on the Website for the Members Only section will be changed and the new one will be in your directory.

If you can't make it to the meeting, you can call me or email me for the new password. [quiltingmichelle@gmail.com](mailto:quiltingmichelle@gmail.com) or 817-247-0622.

## Magazine Swap

Lauren Friend

Hi Everybody,

I will be accepting magazines and soft or hard cover books related to quilting, embroidery and craft sewing.

Please, be sure the materials donated are not older than 2012. So much information has changed in the past ten years and older magazines just don't turn over as well.

Thank you,

Lauren Friend

Chair, Magazines and Books

## Outing/Retreats

Mona Livingston

### Guild Retreat 2022

...is coming up April 7-10, 2022

Be there at Sunset Retreat Center, 410 Echo Rd., Sunset, TX 76270


The cost is \$262.50 cash or check, or \$272.15 thru PayPal.

Arrival : 10am on Thursday , Departure:: noon on Sunday, after brunch!

Call or talk to Mona to reserve your spot – 817-235-9188.

Don't miss out...we have too much fun! Games, door prizes and sewing challenges! You might learn something or meet someone new!

Sign up today, spots are filling fast.



## TIPS

Candy Frobish


### Please

Share your favorite tips with other members, especially new quilters, as they would love to learn from the vast experience in our guild

Send to:

[candyquiltnewsletter@gmail.com](mailto:candyquiltnewsletter@gmail.com)

I first saw this idea on a You Tube video by Jordan Fabrics. By placing the weight on the far end of a long ruler it keeps the ruler from slipping. I have found the rubber or neoprene coated weights works best for me. Make sure at least one side is flat to prevent the weight from rolling off the table. I have also started using it with my strip cutter and it is a great help to produce straighter cuts.



## Community Service

Debra Heid

Happy Spring everyone!

It was great to see everyone at our new meeting location last week plus being able to open the doors to let the fresh air in was awesome. Thanks again Kathi for finding this great location.

I was able to deliver 25 baby/children quilts to J.P.S. this week Thank you All for your generosity. Additionally I delivered 6 fidget quilts/mats. These will be given to patients with dementia or Alzheimer's disease. I've asked JoAnne Shepard to show a fidget mat at a future show & tell. Thanks to Marie and Aleta for making quilts and pillowcases that went to the Gatehouse for Women. Finally, please don't forget to track your volunteer hours and send them to me.

See you in April!  
Deb Heid




## FOR SALE

Lisa Lerner <[msumom1979@gmail.com](mailto:msumom1979@gmail.com)>

Babylock Spirit with upgraded software, also 8x12 hoop, a lot of extra hoops and accessories as well as rolling trolley. Recently serviced by the dealer and has only 1.4 million stitches. Asking \$2500 or best offer.

"It's a great machine, just hope the next owner sees it and enjoys it as much as I did. I have gone to a multi needle or I wouldn't be selling it."



## Show and Tell

Betty Reisch

Photos by  
Michelle Lewis



Beverly Douglas  
Quilt name: Catching Rainbows  
Quilted by Dee Talbot  
Pattern Name: Irish Courthouse  
A Bonnie Hunter design



Marie Mote  
Quilt Name: Mother Goose  
Made it up as I sewed. I was given the Mother Goose scraps and used my stash to make this for GateHouse



Doris Schyelderup  
Quilt Name: Stairway to the Clouds  
Quilted by Susan Turk  
Pattern Name: Ombre Ripple  
This is the first Moder quilt I have made and finished! It was easier to make than I thought it would be!



Liane Powers  
Quilt Name: Chocolate Bunnies  
Quilted by self  
Pattern Name: Chocolate Bunnies by Amy Bradley  
This is appliquéd and could be a table runner or wall hanging.




Sandra Hardin  
Quilt Name: Oscar's in the Doghouse  
Quilted by Kayleen Allan  
Pattern Name:  
donation quilt for Project Linus

## Show and Tell (cont.)



Sandra Hardin  
Quilted by Susan Boutwell  
Donation quilt for the Foster Care Graduation  
Project. Made from fabrics in my stash.



Sandra Hardin  
Quilted by Susan Boutwell  
Donation quilt for the Foster Care Graduation  
Project. Made from fabrics in my stash.



Sandra Hardin  
Quilted by Susan Boutwell  
Donation quilt for the Foster Care Graduation  
Project. Made from my scraps.



Mary Hiatt  
Name of Quilt: Jewel Box of Batiks  
Quilted by self  
Pattern Name: Jewel Box  
I used batiks and this will be for our home.

Betty Reisch  
Shared her quilt but didn't  
want a picture of it so it was  
not photographed.



## Beekeeper

Pam Roark



### Quilting Bees Info

Some of our Bees are transitioning from hibernation to huddling again (meeting in person). See the updated chart below.

Interested or Questions?  
BEEKEEPER Pam Roark -  
[BC.BeeKeeper21@gmail.com](mailto:BC.BeeKeeper21@gmail.com)

BEE NAME	MEETING DAY/TIME	HOW	OPEN
A Few Loose Threads	Friday/every other/9:30	In-Person	N
Bag Ladies	Thursday /weekly/10:00	In-Person	N
Blue Bonnet Quilters	Wed/2 <sup>nd</sup> /monthly/4:30pm (meets at Roanoke Library)	In-Person	Y
Bonnie K. Hunter	Monthly per schedule	Not Meeting	Y
Fabricholics	Monday/2 <sup>nd</sup> /monthly/10:00	In-Person	N
Hand Stitchers Zoom Bee	Thurs/1st/monthly/1:30pm	Online	Y
Longarm Quilters*	Wed/1 <sup>st</sup> /monthly/6:30pm (meets at Quilters Dream)	Not Meeting	Y
Pieceful Daze	Monday/1 <sup>st</sup> & 3 <sup>rd</sup> /9:30	In-person	Y
Pins & Needles	Monday/2 <sup>nd</sup> & 4 <sup>th</sup> /6:00pm	Online	Y

\*This Bee is for longarm machine quilters.

## Birthdays



### April Birthdays

Sandra Hardin	04/01	Shelia Busby	04/21
Mary Nalley	04/03	Nancy Wise	04/22
Connie Chi	04/10	Michelle Lewis	04/28
Elaine Rice	04/13	Rosalee Weiler	04/30
Kayleen Allen	04/17		
Angela Hoss	04/18		

## Retreat Round-up

Kathi Runyan




I mentioned Cactus Rose Hideaway in last month's article and if you were to draw a line due north from this location, across highway 20 to Santo/Lone Camp you'd be at the Rock House retreat center.

I first visited this spot when I saw a facebook note about a new location and a 'soft' opening to work out all the kinks. The owner, Jo Lynn Coupland was offering a discounted first timers rate for some honest feedback...a bargain and I was IN!!

I was not disappointed. Out in the country, yes, but I'm one that really does like to stay put once I'm settled in and this was a great spot for that. The owner is a quilter and designed the sewing space with quilters in mind. There are lovely personal touches everywhere, plug in spots above the tables to keep from having to crawl around underground, a pin cushion/thread catcher at every station and sturdy, comfortable Bernina chairs at each sewing station. There is a chef on hand for provided meals and most everything is made from scratch...and delicious. I visited Rock House again for a collage class and the chef was still there and the food did not disappoint. My Bee visited in February and I'm happy to report that Bridgit is still the cook!! Jo Lynn is happy to check in with the retreaters and each time has provided some demos or projects to break up the personal sewing time. At my last visit she introduced us to a sewing repair person who came in and spent the day servicing/cleaning any and all machines that wanted it. The cost was excellent for the convenience and professionalism provided. We are hoping to have him visit us at Sunset in April! There was also the opportunity for a massage and I usually opt for one. The therapist was very good and a welcome break from sewing!

**What they say:** Located in the beautiful rural setting of the Texas Hill Country, Rock House Retreat is in Lone Camp, Texas. A short drive from DFW, approximately 60 miles west of Fort Worth is a perfect getaway for a mid-sized group (up to 16). Each room accommodates three people with a private bathroom.

**What I say:** I will continue to support this location, I enjoy the space, the drive isn't too far and it's just cozy enough for a group of 12 or so. More than that, it's a little crowded in the sewing area. The website is woefully out of date and it's not easy to book a retreat online, your best bet is to call Jo Lynn and find out what is available. The pricing is difficult to locate on the website, but her current rates for a Thurs-Sunday retreat is \$290 with meals included, beginning with dinner on Thursday. She will let you come on Wednesday for an extra \$25, with an arrival around dinner time. There is ample space for your food and drinks in a large side by side refrigerator in the supply room and a smaller beverage fridge in the sewing room. For down time, there are two lazy boy chairs in a side cubby right off the sewing space with a TV available. Its a comfortable spot to read and relax. The design walls surround the sewing room, but there are a number of spots located away from the perimeter of the room that aren't afforded a place to design your blocks/quilt. Jo Lynn has a few staples for sale if you need it with bolts of fabric, notions and some precuts. Overall, this is a great Bee retreat location if your group numbers are less than 12. Check it out!



Bear Creek Quilt Guild  
Member In-Person/Zoom Meeting Minutes  
Bessie Mitchell House Grapevine, Texas  
**March 15, 2022**

Kathi Runyan opened the meeting and welcomed everyone to our meeting at the Bessie Mitchell House in Grapevine, Texas at 7:03 pm. There were 34 in person members, 2 guests, with 5 members on Zoom. February Member meeting minutes were reviewed and a motion to accept the minutes was made by Beverly Douglas, seconded by Vickie Kidd and the motion passed.

**Treasurer's Report** presented by Kathi Runyan: As of the end of February, it was reported \$575.30 in income; \$301.21 in expenses, for a net of \$374.09 for last month.

**Unfinished Business:** None

**New Business:**

**2<sup>nd</sup> VP Report:** Kay Thomas reported that the Quilt Show entry guidelines have been updated. She has copies available for any one interested. Entry registration is supposed to open April 1. Once the link is set, she will send out to membership.

**1st VP Report:** Aleta Mayrose reported that tonight's speaker will be Linda Davis presenting her program, "A Legacy in Quilting". She also reminded everyone about the crayon challenge from last month. Block will be judged at the June meeting. If you want to donate your entry to the Quilt Show mini auction, size cannot be larger than 24" x 24". Aleta gave a program update - for April is David Hastings and May is Annie McHuggs with reverse Dresden tool workshop.

**Committee Reports:**

**Quilts of Valor:** Beverly Douglas has 2 quilts ready to be quilted. Susan Turk and Deborah Kay agreed to complete these. The committee met recently and made 40 sacks of precut blocks for 2 more quilts. Members are asked to take them home, complete, and bring to next meeting. Please do not trim.

**Membership:** Kathi Runyan announced that there has been a delay in the directories. We will have distribution next month.

**Retreats:** Mona Livingston reported that the April retreat at Sunset has 21 members going.

**Boutique:** Kayleen Allen asked members to start thinking of unique boutique items for the quilt show in August. These handmade donations benefit the guild.

**Show and Tell** items were presented.

The next BCQG member meeting is scheduled for April 19, 2022, at 7pm, at the Bessie Mitchell House.

The next BCQG Board meeting is scheduled for April 5, 2022, at 6:30pm via Zoom.

Business Meeting adjourned at 7:43pm

Aleta introduced Linda Davis presenting her program, "A Legacy in Quilting".

Respectfully submitted by Kay Thomas, BCQG 2<sup>nd</sup> VP.

## Quilt Shows and Other Activities

### Quilting Events

\*For information purposes ONLY.

Please, check for specifics with the organization

APR 29-30	Gun Barrel Quilters Guild Annual Quilt Show-- 'Spirit of Texas'	Gun Barrel City, TX
JUN 17-18	33rd Quilt Show - Brazos Bluebonnet Quilt Guild 'World of Color'	Bryan, TX
JUL 15-16	2022 Quilt Show "Carnival of Quilts in Ennis"	Ennis, TX
AUG 17-20	Original Sewing & Quilt Expo Irving Convention Center	Irving, TX
AUG 12-13	Plano Quilt Show 2022	Plano, TX
SEP 23-25	Capital of Texas Quiltfest Palmer Events Center	Austin, TX
NOV 3-6	International Quilt Festival Houston George R. Brown Convention Center	Houston, TX

### **Stay in touch with your guild!**

Check out our website at [www.bearcreekquiltguild.com](http://www.bearcreekquiltguild.com)

If you did not receive a password after paying membership fees, please email Mary Nalley at: [mary.nalley001@gmail.com](mailto:mary.nalley001@gmail.com).



**Members in the News**

If you, or your quilt, has made news recently, email a picture of you and the quilt to [candyquiltnewsletter@gmail.com](mailto:candyquiltnewsletter@gmail.com)

**Bee News**

If you have an activity or picture for "Bee News", send to Pam Roark [BC.BeeKeeper21@gmail.com](mailto:BC.BeeKeeper21@gmail.com)

Contact Pam if you are interested in joining or starting a Bee.

**NEWSLETTER**

Deadline for the newsletter is **the 25th of the month.**

Please send all articles worded as you would like them printed to Candy Frobish [candyquiltnewsletter@gmail.com](mailto:candyquiltnewsletter@gmail.com)

**ADVERTISEMENT RATES**

Advertisements may be submitted electronically or by camera-ready art on or before the 25th of each month. Advertisements must be paid in advance. If you are interested, please contact via phone, email or mail:

Candy Frobish  
428 Bluebonnet Dr.  
Grapevine, Texas 76051  
925-984-5606 (mobile)  
[candyquiltnewsletter@gmail.com](mailto:candyquiltnewsletter@gmail.com)

Size	1 month	3 months	6 months
<b>Business Card</b>	\$ 7.00	\$ 20.00	\$ 40.00
<b>1/4 page</b>	14.00	40.00	80.00
<b>1/2 page</b>	28.00	80.00	160.00

**BCQG WEBSITE**

[www.bearcreekquiltguild.com](http://www.bearcreekquiltguild.com)

**BCQG OFFICERS 2022**

President	Kathi Runyan	817-488-7577
1st Vice President	Aleta Mayrose	682-429-8351
2nd Vice President	Kay Thomas	214-228-8032
Secretary	Kathy Longo	845-661-8477
Treasurer	Kyle Mills	817-996-4834
Past President	Nancy Carr	817-995-7991

**COMMITTEE CHAIRS 2022**

Beekeeper	Pam Roark <a href="mailto:BC.beekeeper21@gmail.com">BC.beekeeper21@gmail.com</a>	See email
Communications	Angela Hoss	469-371-2091
Community Service	Debra Heid	817-600-1229
Hospitality	Executive Board	
Magazine Swap	Lauren Friend	830-992-0567
Membership	Michelle Lewis	817-247-0622
Directory/Ads	Michelle Lewis	817-247-0622
New Member Liaison	Vicky Kidd	806-674-8098
	Beth Gerth	812-272-2245
Newsletter	Candy Frobish	925-984-5606
Opportunity Table	Doris Schjelderup	817-562-1741
Outings/Retreats	Mona Levingston	817-235-9188
Quilts of Valor	Beverly Douglas	813-838-6533
Show & Tell	Betty Reisch	817-296-5931
Sunshine & Shadows	Linn Jencopale	817-602-0200
Webmaster	Mary Nalley	817-937-4356
Workshops	Aleta Mayrose (aka 1st VP)	682-429-8351

# David Owen Hastings

DESIGNER, ARTIST, MODERN QUILTER

## FULL BIO:

David is a modern quilter, graphic designer, print and textile artist, and was the 2020 President of the Seattle Modern Quilt Guild. He creates richly layered contemporary artwork and modern minimal quilt and textile designs. For over 20 years, David has exhibited his stitched paper artwork in galleries and juried shows and worked exclusively with nonprofit organizations on their branding and communications.

David's creative approach to modern quilting has led to a busy schedule of workshops and lectures on quilting, branding for artists, fine art and textile techniques. Sharing knowledge, encouraging creativity, and teaching new skills are personal passions. He also loves to travel, especially in Asia, and enjoys sharing his experiences and inspiration through travel photos and stories.

DAVID'S WEB SITE: [www.davidowenhastings.com](http://www.davidowenhastings.com)

INSTAGRAM: [@davidowenhastings](https://www.instagram.com/davidowenhastings)

WORKSHOPS: Inspired by Art, Inspired by Architecture, Modern Abstract Quilts, Indi-Go-Modern, Visible Mending, Stitched Paper Collage, Mini Mod Quilts, Quilted iPad Case, Snappy Eyeglass Cases

LECTURES: Exploring Nature with Paper + Stitch, Indigo Dyeing in Japan, Minimal Design – Maximum Impact, Branding for Artists, Instagram for Artists, Zoom for Artists

## SHORT BIO:

David is a quilter, graphic designer, print and textile artist, and a former President of the Seattle Modern Quilt Guild. He creates contemporary art and modern minimal quilt and textile designs. David's creative approach to modern quilting has led to a busy schedule of workshops and lectures on quilting, branding for artists, art and textile techniques.



# Workshop: Stitched Paper Collage

Presenter: David Owen Hastings

*Paper collage meets quilting in this fun and adventurous online workshop.*

## YES, YOU CAN STITCH PAPER WITH YOUR HOME SEWING MACHINE!

**3 hours:** Using your home sewing machine, create immediate creative collages with paper and thread. No waiting around for glue to dry! I will guide you through a series of hands-on exercises and share my 20+ years of experience as a paper collage artist, including all my tips and ideas for simple but striking compositions.

This workshop is a 3-hour live-stream event, conducted on Zoom, consisting of live instruction plus a few videos (no recording, please). You should have the current version of Zoom installed on your computer or laptop. Guidance for getting started will be sent in advance of the workshop.

## ZOOM WORKSHOP DETAILS

- Discuss what papers work best, from art store purchases to junk mail
- Cut base paper into standard 6" x 6" shapes or print templates from supplied PDF
- Mark off composition area with drafting tape guides
- Test your sewing machine stitch length and tension
- Cut and/or tear up paper to be added to your composition
- Sew strips of paper onto base paper, building as you go
- Carefully remove tape guides
- Review options for framing and additional construction ideas

A complete PDF supply list, plus step-by-step notes and templates will be emailed to each participant. Class sizes are limited to ensure one-on-one time. Tips will be given for choosing papers that work best for this technique.

This is a beginning to intermediate level class. You should be comfortable using your sewing machine, and it should be in good working order. I look forward to sharing and sewing with you!

For more about David, please visit [www.davidowenhastings.com](http://www.davidowenhastings.com) or follow [@davidowenhastings](https://www.instagram.com/davidowenhastings) on Instagram.

# Workshop: Stitched Paper Collage

Presenter: David Owen Hastings

*Paper collage meets quilting in this fun and adventurous online workshop.*

## SUPPLY LIST

- **Sewing machine**
- **Magazine** or junk mail to cut up
- **Base paper cut into 6" x 6" squares:** This can be anything from laser paper to something nicer. I like to use BFK Rives printmaking paper. You can also cut up a brown kraft paper bag to use as your base paper. Iron if wrinkly, but don't iron over the glued parts, as the glue will leak through and stain. Make 8 to 10 base squares.
- **Sewing thread:** any color, cotton, poly or rayon in 30, 40, or 50 weight
- **Drafting tape** or blue painter's tape
- **A small pad of Post-it's**
- **X-Acto knife** or box cutter
- **Scissors for paper**
- **Small scissors** for trimming threads
- **Metal edge ruler** or straight edge tool
- **Self-healing cutting mat** or cardboard to cut on

### Optional:

- **Handmade paper, craft paper, watercolor paper:** any paper with color, texture or pattern that you like can be stitched into a paper collage, as long as it is not too heavy like cardstock

This is a beginning to intermediate level class. You should be comfortable using your sewing machine, and it should be in good working order. I look forward to sharing and sewing with you!

For more about David, please visit [www.davidowenhastings.com](http://www.davidowenhastings.com) or follow [@davidowenhastings](https://www.instagram.com/davidowenhastings) on Instagram.